

Introduction to Machine Learning

NPFL 054

<http://ufal.mff.cuni.cz/course/npfl054>

Barbora Hladká
hladka@ufal.mff.cuni.cz

Martin Holub
holub@ufal.mff.cuni.cz

Charles University,
Faculty of Mathematics and Physics,
Institute of Formal and Applied Linguistics

Outline

- **Organizational notes**
 - Brief overview of the course
 - Lectures and lab sessions
 - Credit and examination requirements
 - Related courses
- **Informal intro to Machine Learning**
 - Motivation example
 - Artificial intelligence – Machine Learning – Deep Learning – Neural Networks
- **Formal definition of Machine Learning**
 - Supervised Machine Learning
 - Features and target values
 - Prediction function
 - Loss function
 - Training and test data
 - Development cycle
- **Summary of the lecture**

Organizational notes on the course

- <https://ufal.mff.cuni.cz/courses/npfl054>
 - the course web page with all important information and materials
- **Two parallel classes** – identical content
- **Brief overview of the course**
 - This is an introductory course
 - We teach general foundations of ML and “traditional” machine learning algorithms (no neural networks)
 - Main topics correspond to the exam requirements
- **Recommended literature**
 - ***An Introduction to Statistical Learning***
by James, Witten, Hastie, and Tibshirani.
Springer, New York, 2013. (available online)
 - ***Machine learning with R***
by Brett Lantz.
Packt Publishing Ltd. 2013. (available in the MFF library)

Please, introduce briefly yourself

- What you study – faculty, your field?
- Machine Learning course – your motivation/expectations?
- Your experience with Machine Learning – at school, or in practice?

Goals of the lab sessions

- to learn how to practically analyse example data and ML tasks
- to learn how to practically implement some ML methods
- to solve a particular task
- practical experience with R system for statistical computing and graphics

`http://www.r-project.org/`

Why statistics and probability theory?

Motivation

- In machine learning, models come from data and provide insights for understanding data (unsupervised classification) or making prediction (supervised learning).
- A good model is often a model which not only fits the data but gives good predictions, even if it is not interpretable.

Statistics

- is the science of the collection, organization, and interpretation of data
- uses the probability theory

Gentle introduction to R

What is R?

- a library of statistical tools
- an interactive environment for statistical analyses and graphics
- a programming language
- a public free software derived from the commercial system S

R is becoming more and more popular especially for its

- effective data handling and storage facility
- large, coherent, integrated collection of tools for data analysis
- well-developed, simple and effective programming language

Recommended reading

- *An Introduction to R*
by W. N. Venables, D. M. Smith and the R core team
- also, an introduction available on the web:
<http://cran.r-project.org/doc/manuals/R-intro.html>
- *R for Beginners* by Emmanuel Paradis

Conditions for getting the credits

- **Obligatory participation in lab sessions**
 - you should take part in at least $2/3$ of all practical classes
- **Two obligatory short presentations during lab sessions**
 - you should shortly present your solution of assigned homework
- **Obligatory written assignments**
 - you should submit one written homework in the middle of the semester, and finally a more demanding written report of your term project
- **Written tests**
 - you should pass one written test in the middle of the semester
 - and then a more demanding final written test
- **Scored assignments and written tests are necessary conditions for attending the oral exam!**

What you ***cannot*** learn in this course

- **no advanced methods**
 - NPFL 097 Selected Problems in Machine Learning
- **no deep learning**
 - NPFL 114 Deep Learning
 - NPFL 122 Deep Reinforcement Learning
- **no very details on Neural Networks**
 - NAIL 002 Neural Networks
- **no special applications**
 - e.g. NDBI 023 Data Mining
- **no advanced theoretical aspects of ML**
 - NAIL 029 Machine Learning
- **no Weka, no Python libraries, etc.**
 - interested in Python?
 - NPFL 104 Machine Learning Methods
 - NPFL 129 Machine Learning for Greenhorns
 - a new course, very similar topics, exercises in Python

Supportive course NPFL 081

Practical Fundamentals of Probability and Statistics

- Intended and designed for students with weaker mathematical background
- We will go through **basics of probability theory and statistics**
- We will do **practical exercises using R system**
- Taught by Martin Holub and flexible for students' needs

Send a message to Holub@UFAL if you want to attend

Word-sense disambiguation (WSD)

Assign the correct sense of a word in a sentence.

Let's work with the word *line*:

- I've got Inspector Jackson on the **line** for you.
- Outside, a **line** of customers waited to get in.
- He quoted a few **lines** from Shakespeare.
- He didn't catch many fish, but it hardly mattered.
With his **line** out, he sat for hours staring at the Atlantic.
- ...

Motivation example

Word-sense disambiguation

Assign the correct sense of a word in a sentence.

Let's work with the word *line* and its following senses:

- CORD
- DIVISION
- FORMATION
- PHONE
- PRODUCT
- TEXT

Motivation example — Word-sense disambiguation

?CORD ?DIVISION ?FORMATION ?PHONE ?PRODUCT ?TEXT

- I've got Inspector Jackson on the **line** for you. PHONE
- Outside, a **line** of customers waited to get in. FORMATION
- He quoted a few **lines** from Shakespeare. TEXT
- He didn't catch many fish, but it hardly mattered.
With his **line** out, he sat for hours staring at the Atlantic. CORD
- The company has just launched a new **line** of small, low-priced computers. PRODUCT
- Draw a **line** that passes through the points P and Q. DIVISION
- This has been a very popular new **line**. PRODUCT? FORMATION?

Word-sense disambiguation

- What knowledge do you use to assign the senses?
- What are the keys for the correct decision?

Motivation example

- We – human beings – do word sense disambiguation easily using the **context in the sentence** and having our **knowledge of the world**.
- We want computers to master it as well.

Let's prepare examples and guide computers to learn from them.

That is Machine Learning!

Classical vs. deep Machine Learning

Cited from: *Deep Learning*, MIT Press, 2016.

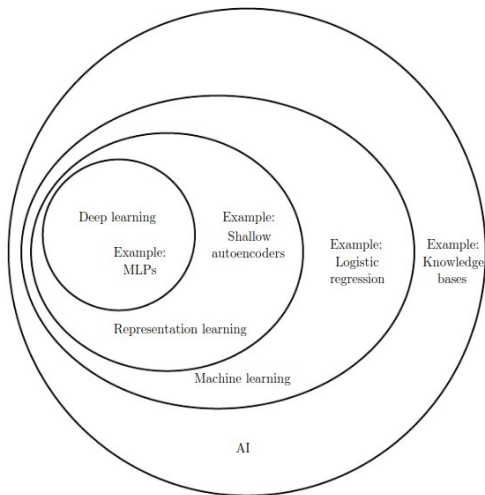
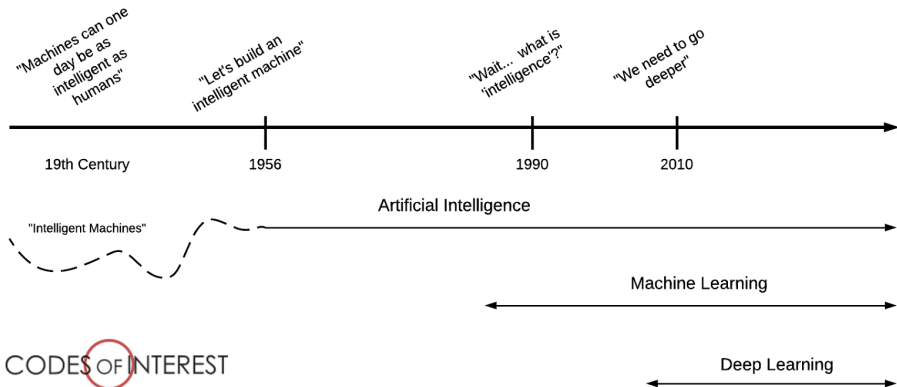


Figure 1.4: A Venn diagram showing how deep learning is a kind of representation learning, which is in turn a kind of machine learning, which is used for many but not all approaches to AI. Each section of the Venn diagram includes an example of an AI technology.

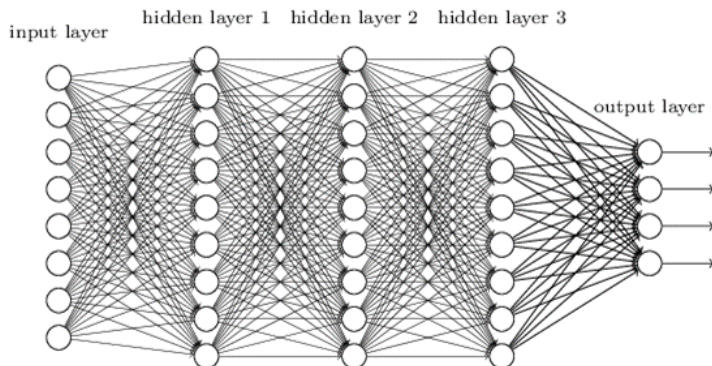
Deep learning – history

Cited from: www.codesofinterest.com/p/what-is-deep-learning.html



Deep feedforward architecture

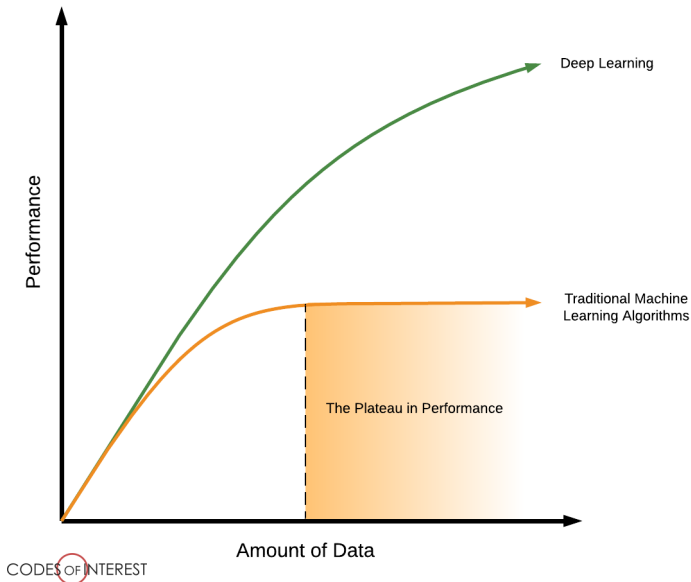
Deep neural network



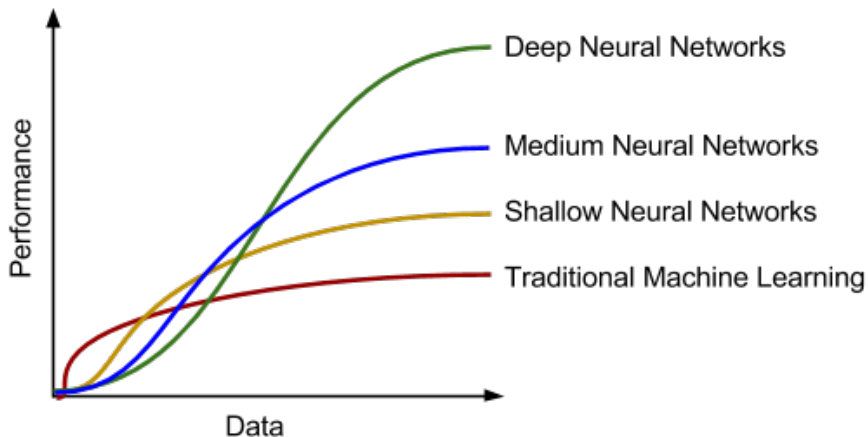
Fully connected layers have their own

- sets of parameters (weights and biases)
- outputs (activation values)

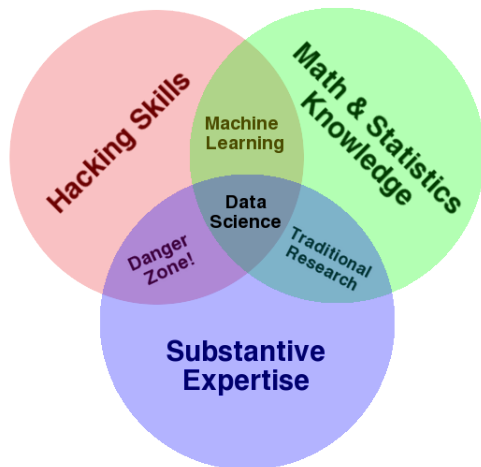
ML performance – traditional vs. deep



The deeper the better?



Machine Learning in the context of Data Science

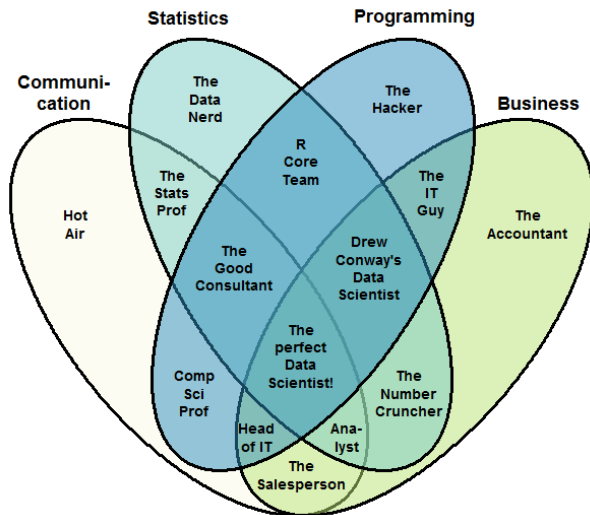


How to read the Data Science Venn Diagram

For more comments see <http://drewconway.com/zia/2013/3/26/the-data-science-venn-diagram>

The perfect Data Scientist

The Data Scientist Venn Diagram



Formal definition of ML by Mitchell (1997)

A computer program is said to learn from experience E with respect to some class of tasks T and performance measure P , if its performance at tasks in T , as measured by P , improves with experience E .

Machine learning needs examples

Intuitively we need a large set of recognized **examples** to learn the essential knowledge necessary to recognize correct output values. Examples used for learning are called **training data**.

sentence	sense
I've got Inspector Jackson on the line for you.	PHONE
Outside, a line of customers waited to get in.	FORMATION
These companies rent private telephone lines .	PHONE
Please hold the line .	PHONE
He quoted a few lines from Shakespeare.	TEXT
He drew a line on the chart.	DIVISION
She hung the washing on the line .	CORD

What computers extract from examples

In the WSD task, both humans and computers need to know the **context of the target word** (“line”) to recognize correct senses.

Humans use their reason, intuition, and their real world knowledge.

Computers need to extract a limited set of useful **context clues** that are then used for automatic decision about the correct sense.

- Formally, the context clues are called **attributes or features** and should be exactly and explicitly defined.
- Then each object (e.g. a sentence) is characterized by a list of features, which is called **feature vector**.

Computer makes feature vectors from examples.

Intuitive feature extraction – examples

To choose an effective set of features we always need our intuition.
Only then all experiments with data can start.

A few example hints:

class	a feature to recognize the class – will be useful?
CORD	immediately preceding word
FORMATION	immediately following word
PHONE	can be often recognized by characteristic verbs

“Examples” in ML – two meanings

- 1) **Real examples** – Each real object that is already recognized or that we want to recognize is an example.
- 2) **Data instances** – In ML, each real example is represented as a data instance. In this sense

example = feature vector + output value

Data instances

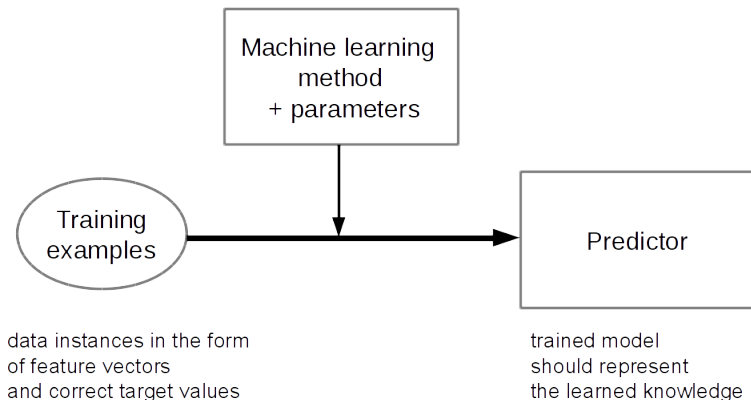
Sometimes we do not know the output value; in this case data instances are not different from feature vectors.

data instance = feature vector (+ output value, if it is known)

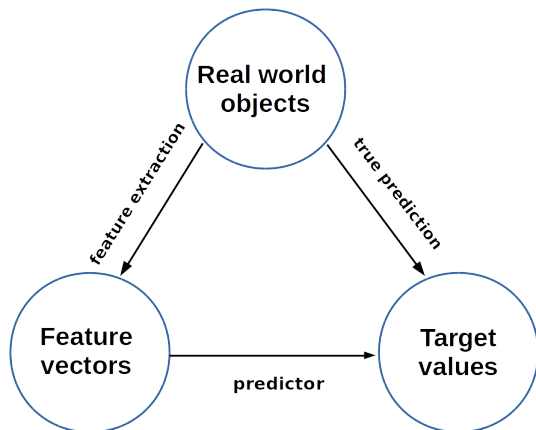
A data instance is either a feature vector or a complete example.

Supervised learning process

Supervised Machine Learning = computer learns “essential knowledge” extracted from a (large) set of examples with known output values



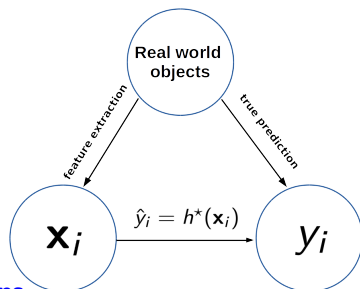
Machine learning as building a prediction function



- if target values are *continuous* numbers, we speak about **regression**
= estimating or predicting a continuous response
- if target values are *discrete/categorical*, we speak about **classification**
= identifying group membership

Prediction function and its relation to the data

Idealized model of supervised learning



- \mathbf{x}_i are **feature vectors**, y_i are true **predictions**
- **prediction function** \hat{f}^* is the “best” of all possible hypotheses \hat{f}
- **learning process** is searching for \hat{f}^* , which means to search the **hypothesis space** and minimize a predefined **loss function**
- ideally, the learning process results in \hat{f}^* so that predicted $\hat{y}_i = \hat{f}^*(\mathbf{x}_i)$ is equal to the true target values y_i

Loss function

A loss function $L(\hat{y}, y)$ measures the cost of predicting \hat{y} when the true value is y . Commonly used loss functions are

- squared loss $L(\hat{y}, y) = (\hat{y} - y)^2$
for regression
- zero-one loss $L(\hat{y}, y) = I(\hat{y} \neq y)$
for classification; *indicator variable* I is 1 if $\hat{y} \neq y$, 0 otherwise

The goal of learning can be stated as producing a model with the smallest possible loss; i.e., a model that minimizes the average $L(\hat{y}, y)$ over all examples.

Important notes

- Loss function is sometimes also known as “cost function”.
- In a broader sense, loss function means the value that summarizes the loss over a sample of examples, e.g. $\sum L(\hat{y}, y)$ or $E[L(\hat{y}, y)]$.
- A more general term is “objective function”, which is sometimes used for the function that should be optimized (minimized or maximized); yes, typically the objective function is in fact the loss function computed over a sample of development test examples.

Training data vs. test data

- **Training data** = a set of examples
 - used for **learning process**
- **Test data** = another set of examples
 - used for **evaluation** of a trained model
- **Important:** the split of all available examples into the training and the test portions should be **random!**

Supervised machine learning necessarily requires learning examples

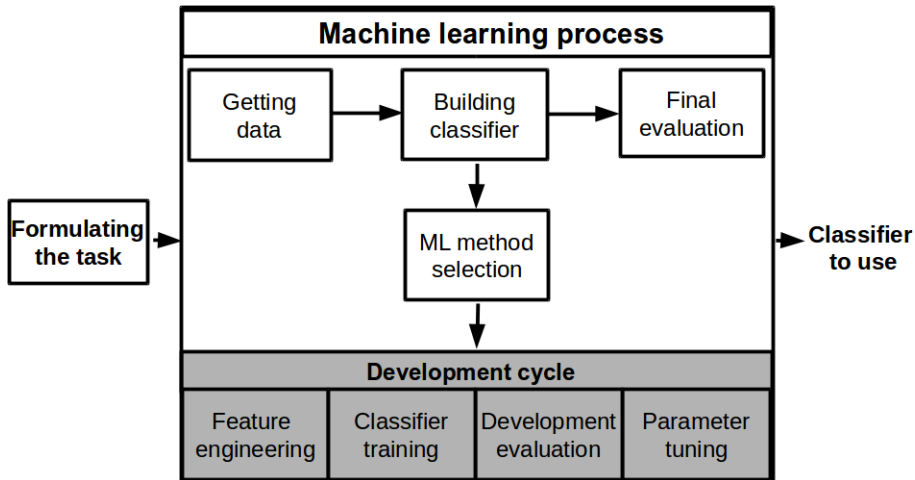
- **Features** are properties of examples that can be observed or measured
 - are numerical (discrete or continuous), or categorical (incl. binary)
- **Feature vector** is an ordered list of selected features
- **Data instance** = feature vector (+ target class, if it is known)
- **Training data** = a set of examples used for **learning process**
- **Test data** = another set of examples used for **evaluation**

Terminology – features and target values

- How different people call values that describe objects

	observed (known) object characteristics	values or categories to be predicted
computer scientists	features	(target) value or class
mathematicians (statisticians)	attributes or predictors	response (value) or output value

Machine learning process — development cycle



Terminological notes on building predictors

The purpose of the learning process is search for the best parameters of prediction function. – These parameters are the output of learning algorithms.

learning parameters (aka hyperparameters)	hypothesis parameters
= parameters of learning algorithm	= parameters of prediction function

- **Method** = approach/principle to learning. i.e. to building predictors
- **Model** = method + set of features + learning parameters
- **Predictor** = trained model, i.e. an output of the machine learning process, i.e. a particular method trained on a particular training data.
- **Prediction function** = predictor (used in mathematics). It's a function calculating a response value using “predictor variables”.
- **Hypothesis** = prediction function – not necessarily the best one (used in theory of machine learning).

Practical procedures in the ML process

- **Formulating the task**
- **Getting data, examples**
- **Data preprocessing and feature extraction/selection**
- **Learning and evaluation**
- **Model assessment**

Formulating the task – example

① Task description

WSD: Assign the correct sense to the target word "line"

② Object specification

WSD: Sentences containing the target word

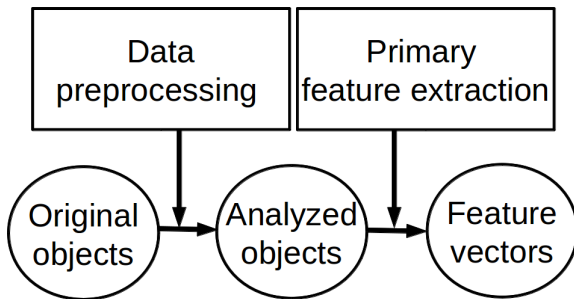
③ Specification of desired output Y

WSD: $Y = \text{SENSE}$

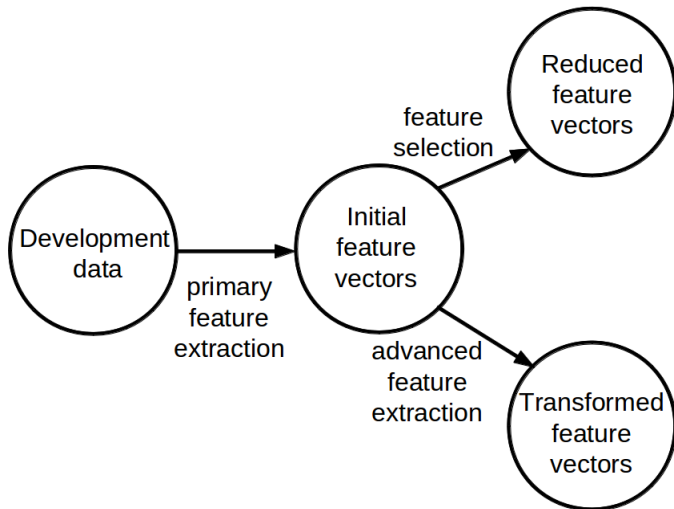
$\text{SENSE} = \{\text{CORD}, \text{DIVISION}, \text{FORMATION}, \text{PHONE}, \text{PRODUCT}, \text{TEXT}\}$

Data preprocessing and feature extraction

Step 1: Getting feature vectors



Feature extraction and feature selection

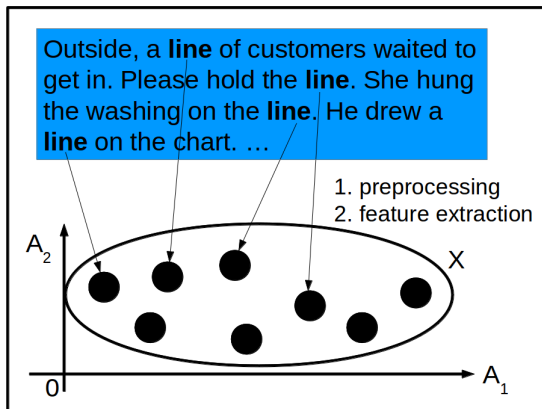


Step 1: Getting feature vectors – terminology and notation

- Features as variables A_1, \dots, A_m
 - **numerical**
 - either discrete or continuous
 - **categorical**
 - any list of discrete values, non-numerical
 - **binary** (0/1, True/False, Yes/No)
 - can be viewed as a kind of categorical
- Feature values $x_1, \dots, x_m, x_i \in A_i$
- Each object represented as feature vector $\mathbf{x} = \langle x_1, \dots, x_m \rangle$
- Feature vectors are elements in an m -dimensional feature space
- Set of instances $X = \{\mathbf{x} : \mathbf{x} = \langle x_1, \dots, x_m \rangle, x_i \in A_i\}$.

Getting data

Step 1: Getting feature vectors – Example



Example feature vectors – the WSD task

A1	A2	A3	A4	A5	A6	A7	A8	A9	A10	A11	A12	A13	A14	A15	A16	A17	A18	A19	A20
1	0	0	0	0	0	0	0	0	0	0	safety	special	install	inside	NN	IN	DT	lines	dobj
0	1	0	0	0	0	0	0	0	0	0	class	across	reach	.	NN	.	X	lines	prep_across
0	1	0	0	0	0	0	0	1	0	0	fine	the	walk	between	JJ	IN	JJ	line	dobj
0	1	0	0	0	0	0	0	1	0	0	fine	``	a	between	JJ	IN	VBG	line	dobj
0	0	0	0	0	0	0	0	1	0	0	a	draw	to	between	DT	IN	NNS	line	dobj
0	0	0	0	0	0	0	0	1	0	0	a	draw	to	between	DT	IN	NNS	line	dobj
0	0	1	0	0	0	0	0	0	0	0	long	when	,	of	JJ	IN	NNS	lines	nsubj
0	0	1	0	0	0	0	0	0	0	0	long	in	patiently	to	JJ	TO	VB	lines	prep_in
0	0	1	0	0	0	0	0	0	0	0	long	the	but	delay	JJ	VBD	DT	lines	nsubj
0	0	0	0	1	0	0	0	0	0	0	car	the	X	affect	NN	VBN	IN	lines	nsubj
0	0	0	0	0	0	0	0	0	0	0	establish	of	marketing	such	VBN	JJ	IN	lines	prep_of
0	0	0	0	0	0	0	0	0	0	1	main	few	a	and	JJ	CC	RB	lines	prep_on
0	0	0	0	1	0	0	0	0	0	0	computer	new	the	to	NN	TO	VB	line	dobj

See the feature description `wsd.attributes.pdf` at <https://ufal.mff.cuni.cz/course/npfl054/materials>

Step 2: Assigning true predictions

- Take *a number* of original objects and assign true prediction to each of them, e.g. **do manual annotation**.
- Take these objects and their true prediction, do preprocessing and feature extraction. It results in **Gold Standard Data**

$$Data = \{\langle \mathbf{x}, y \rangle : \mathbf{x} \in X, y \in Y\}.$$

Getting data

Step 2: Assigning true prediction

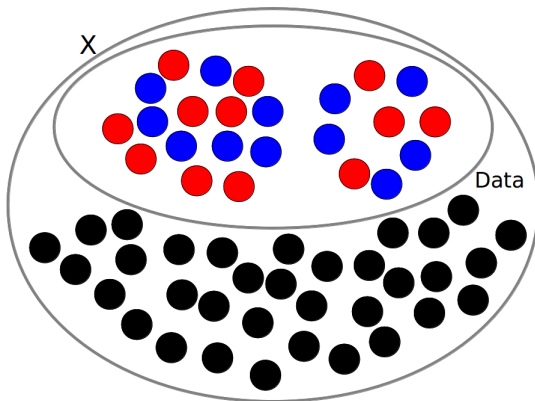
Example: $Y = \text{SENSE} = \{\text{CORD}, \text{DIVISION}, \text{FORMATION}, \text{PHONE}, \text{PRODUCT}, \text{TEXT}\}$

SENSE	A1	A2	A3	A4	A5	A6	A7	A8	A9	A10	A11	A12	A13	A14	A15	A16	A17	A18	A19	A20
cord	1	0	0	0	0	0	0	0	0	0	0	safety	special	install	inside	NN	IN	DT	lines	dobj
division	0	1	0	0	0	0	0	0	0	0	0	class	across	reach	.	NN	.	X	lines	prep_across
division	0	1	0	0	0	0	0	0	1	0	0	fine	the	walk	between	JJ	IN	JJ	line	dobj
division	0	1	0	0	0	0	0	0	1	0	0	fine	``	a	between	JJ	IN	VBG	line	dobj
division	0	0	0	0	0	0	0	0	1	0	0	a	draw	to	between	DT	IN	NNS	line	dobj
division	0	0	0	0	0	0	0	0	1	0	0	a	draw	to	between	DT	IN	NNS	line	dobj
formation	0	0	1	0	0	0	0	0	0	0	0	long	when	,	of	JJ	IN	NNS	lines	nsubj
formation	0	0	1	0	0	0	0	0	0	0	0	long	in	patiently	to	JJ	TO	VB	lines	prep_in
formation	0	0	1	0	0	0	0	0	0	0	0	long	the	but	delay	JJ	VBD	DT	lines	nsubj
product	0	0	0	0	1	0	0	0	0	0	0	car	the	X	affect	NN	VBN	IN	lines	nsubj
product	0	0	0	0	0	0	0	0	0	0	0	establish	of	marketing	such	VBN	JJ	IN	lines	prep_of
product	0	0	0	0	0	0	0	0	0	0	1	main	few	a	and	JJ	CC	RB	lines	prep_on
product	0	0	0	0	1	0	0	0	0	0	0	computer	new	the	to	NN	TO	VB	line	dobj

Getting data

Step 2: Assigning true prediction

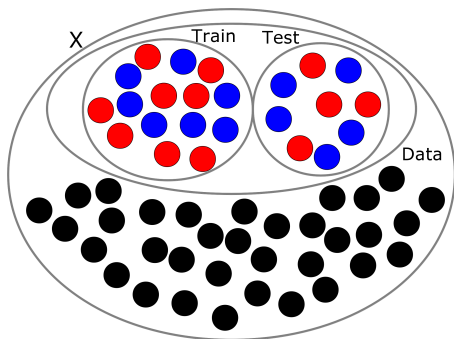
Example: $Y = \{red, blue\}$



Getting data

Step 3: Selecting training set *Train* and test set *Test*

- $Train \subseteq Data$, $Test \subseteq Data$
- $Train \cap Test = \emptyset$
- $Train \cup Test = Data$



Summary of Lecture #1

Examination Requirements

You should be familiar with the following key machine learning terms

- Machine learning process
- Development cycle
- Examples, feature vectors, data instances
- Gold standard data, training data, test data
- Manual annotation (true predictions)
- Model, predictor, hypothesis optimization
- Supervised learning
- Classification, regression

Homework – get ready for the first lab session!

- **Install R on your own computer and get familiar with its basic functions**

What you will learn at the following Lab session #1

- **Annotation experiment**
 - Practical experience with manual annotation
- **Startup with R**
 - Elementary data processing and computation in R
 - Annotation data analysis